


County Treasurers' Association of Texas  
2012 Certificate of Compliance  
Public Funds Investment Act



This Certifies That  
**The Honorable Delores Shelton**  
Hunt County Treasurer

Successfully completed 49 hours of investment training approved by the County Treasurers' Association of Texas from 2011 through 2012 fully satisfying the education requirements for County Treasurers established by chapter 2256 of the Texas Government Code, the Public Funds Investment Act, Section 2256.008. Investment Training; Local Governments.

*Dolores Ortega-Carter*

Dolores Ortega-Carter, President  
County Treasurers' Association of Texas

*Sharon L. Reynolds*

Sharon L. Reynolds, Chair  
Certification and Validation Committee

#12,609(1)  
FILED FOR RECORD  
at 2:00 o'clock P M  
JAN 22 2013  
JENNIFER LINDENZWEIG  
County Clerk, Hunt County, Tex.  
By *Jennifer Lindenzweig*

County Treasurers' Association of Texas  
2012 Certificate of Compliance  
Continuing Education



This Certifies That  
**The Honorable Dolores Shelton**  
**Certified County Treasurer**  
**Hunt County**

Successfully completed 25.5 hours of continuing education that was sponsored or co-sponsored by an accredited public institution of higher education and was approved by the County Treasurers' Association of Texas fully satisfying the County Treasurer continuing education requirements established by section 83.003 of the Texas Local Government Code, Continuing Education.

*Dolores Ortega Carter*

Dolores Ortega-Carter, President  
County Treasurers' Association of Texas

*Sharon L. Reynolds*

Sharon L. Reynolds, Chair  
Certification and Validation Committee

#12,609(2)  
FILED FOR RECORD  
at 2:02 o'clock P M

JAN 22 2013

JENNIFER LINDENZWIG  
County Clerk, Hunt County, Tex.  
By *Jennifer Lindenzwig*

**Hunt County Sheriff's Office  
 Racial Profiling Statistical Report  
 January 2012 - December 2012**

**Table 1: Detention Disposition By Race**

Disposition	White	% of Race	% of Disposition	Black	% of Race	% of Disposition
Arrested	53	1.7%	71.6%	13	3.8%	17.6%
Released	338	10.6%	85.8%	32	9.3%	8.1%
Ticketed	293	9.1%	74.9%	27	7.8%	6.9%
Warned (Written)	2527	78.7%	80.7%	273	79.1%	8.7%
	3211	100.0%	80.5%	345	100.0%	8.6%
	Total	of Race	of all Detentions	Total	of Race	of all Detentions

Disposition	Hispanic	% of Race	% of Disposition	N/American	% of Race	% of Disposition
Arrested	8	2.1%	10.8%	0	0.0%	0.0%
Released	22	6.8%	5.6%	0	0.0%	0.0%
Ticketed	67	17.6%	17.1%	0	0.0%	0.0%
Warned (Written)	283	74.5%	9.0%	0	0.0%	0.0%
	380	100.0%	9.5%	0	100.0%	0.0%
	Total	of Race	of all Detentions	Total	of Race	of all Detentions

Disposition	P/Islander	% of Race	% of Disposition	M/Eastern	% of Race	% of Disposition
Arrested	0	0.0%	0.0%	0	0.0%	0.0%
Released	2	5.7%	0.5%	0	0.0%	0.0%
Ticketed	3	8.6%	0.8%	1	5.6%	0.3%
Warned (Written)	30	85.7%	1.0%	17	94.4%	0.6%
	35	100.0%	0.9%	18	100.0%	0.5%
	Total	of Race	of all Detentions	Total	of Race	of all Detentions

Disposition	Total %	Number
Arrested	1.8%	74
Released	9.9%	394
Ticketed	9.8%	391
Warned (Written)	78.5%	3130
	100.0%	3989

#12, 614  
**FILED FOR RECORD**  
 at 2:00 o'clock P M

JAN 22 2013

JENNIFER LINDENWEIG  
 County Clerk, Hunt County, Tex.  
 By: *[Signature]*

**Table 2: Search Status by Race**

Search Status	White	% of Race	% of Search	Black	% of Race	% of Search
Consent Search	113	3.5%	84.2%	23	6.7%	13.1%
No Search	3087	88.1%	81.4%	316	91.3%	8.3%
Probable Cause Search	11	0.4%	52.4%	7	2.0%	33.3%
	3211	100.0%	80.6%	346	100.0%	8.6%
	Total	of Race	of all Detentions	Total	of Race	of all Detentions

Search Status	Hispanic	% of Race	% of Search	N/American	% of Race	% of Search
Consent Search	38	9.8%	20.4%	0	0.0%	0.0%
No Search	341	89.7%	9.0%	0	0.0%	0.0%
Probable Cause Search	3	0.8%	14.3%	0	0.0%	0.0%
	390	100.0%	9.6%	0	100.0%	0.0%
	Total	of Race	of all Detentions	Total	of Race	of all Detentions

Search Status	P/Islander	% of Race	% of Search	M/Eastern	% of Race	% of Search
Consent Search	4	11.4%	2.3%	0	0.0%	0.0%
No Search	31	88.6%	0.8%	18	100.0%	0.5%
Probable Cause Search	0	0.0%	0.0%	0	0.0%	0.0%
	35	100.0%	0.9%	18	100.0%	0.5%
	Total	of Race	of all Detentions	Total	of Race	of all Detentions

Search Status	Total %	Number
Consent Search	4.4%	176
No Search	95.1%	3792
Probable Cause Search	0.5%	21
	100.0%	3989

**Table 3: Stop Reason and Disposition by Race**

Stop Reason	Stop Disposition	White	% of Race	% of Stop	Black	% of Race	% of Stop
Hazardous Traffic	Arrested	27	0.9%	71.1%	7	2.0%	18.4%
Hazardous Traffic	Released	171	5.3%	87.3%	11	3.2%	5.6%
Hazardous Traffic	Ticketed	167	5.2%	79.1%	16	4.6%	7.6%
Hazardous Traffic	Warned (Written)	1718	53.5%	80.8%	188	54.5%	8.9%
Investigation	Arrested	7	0.2%	70.0%	3	0.9%	30.0%
Investigation	Released	64	2.0%	83.1%	9	2.6%	11.7%
Investigation	Ticketed	3	0.1%	100.0%	0	0.0%	0.0%
Investigation	Warned (Written)	26	0.8%	89.7%	2	0.6%	6.9%
Non-Hazardous Traffic	Arrested	19	0.6%	73.1%	3	0.9%	11.5%
Non-Hazardous Traffic	Released	103	3.2%	85.1%	12	3.5%	9.9%
Non-Hazardous Traffic	Ticketed	123	3.8%	69.5%	11	3.2%	6.2%
Non-Hazardous Traffic	Warned (Written)	783	24.4%	80.3%	83	24.0%	8.5%
		<b>3211</b>	<b>100.0%</b>	<b>80.5%</b>	<b>345</b>	<b>100.0%</b>	<b>8.6%</b>
		<b>Total</b>	<b>of Race</b>	<b>of all Detentions</b>	<b>Total</b>	<b>of Race</b>	<b>of all Detentions</b>

Stop Reason	Stop Disposition	Hispanic	% of Race	% of Stop	N/American	% of Race	% of Stop
Hazardous Traffic	Arrested	4	1.1%	10.5%	0	0.0%	0.0%
Hazardous Traffic	Released	12	3.1%	6.1%	0	0.0%	0.0%
Hazardous Traffic	Ticketed	26	6.8%	12.3%	0	0.0%	0.0%
Hazardous Traffic	Warned (Written)	185	48.7%	8.7%	0	0.0%	0.0%
Investigation	Arrested	0	0.0%	0.0%	0	0.0%	0.0%
Investigation	Released	4	1.1%	5.2%	0	0.0%	0.0%
Investigation	Ticketed	0	0.0%	0.0%	0	0.0%	0.0%
Investigation	Warned (Written)	0	0.0%	0.0%	0	0.0%	0.0%
Non-Hazardous Traffic	Arrested	4	1.1%	15.4%	0	0.0%	0.0%
Non-Hazardous Traffic	Released	6	1.6%	5.0%	0	0.0%	0.0%
Non-Hazardous Traffic	Ticketed	41	10.7%	23.2%	0	0.0%	0.0%
Non-Hazardous Traffic	Warned (Written)	98	25.8%	10.1%	0	0.0%	0.0%
		<b>380</b>	<b>100.0%</b>	<b>9.5%</b>	<b>0</b>	<b>100.0%</b>	<b>0.0%</b>
		<b>Total</b>	<b>of Race</b>	<b>of all Detentions</b>	<b>Total</b>	<b>of Race</b>	<b>of all Detentions</b>

Stop Reason	Stop Disposition	P/Islander	% of Race	% of Stop	M/Eastern	% of Race	% of Stop
Hazardous Traffic	Arrested	0	0.0%	0.0%	0	0.0%	0.0%
Hazardous Traffic	Released	2	5.7%	1.0%	0	0.0%	0.0%
Hazardous Traffic	Ticketed	1	2.9%	0.5%	1	5.6%	0.5%
Hazardous Traffic	Warned (Written)	22	62.8%	1.0%	13	72.2%	0.6%
Investigation	Arrested	0	0.0%	0.0%	0	0.0%	0.0%
Investigation	Released	0	0.0%	0.0%	0	0.0%	0.0%
Investigation	Ticketed	0	0.0%	0.0%	0	0.0%	0.0%
Investigation	Warned (Written)	1	2.9%	3.4%	0	0.0%	0.0%
Non-Hazardous Traffic	Arrested	0	0.0%	0.0%	0	0.0%	0.0%
Non-Hazardous Traffic	Released	0	0.0%	0.0%	0	0.0%	0.0%
Non-Hazardous Traffic	Ticketed	2	5.7%	1.1%	0	0.0%	0.0%
Non-Hazardous Traffic	Warned (Written)	7	20.0%	0.7%	4	22.2%	0.4%
		<b>35</b>	<b>100.0%</b>	<b>0.9%</b>	<b>16</b>	<b>100.0%</b>	<b>0.5%</b>
		<b>Total</b>	<b>of Race</b>	<b>of all Detentions</b>	<b>Total</b>	<b>of Race</b>	<b>of all Detentions</b>

Stop Reason	Stop Disposition	Total %	Number
Hazardous Traffic	Arrested	1.0%	38
Hazardous Traffic	Released	4.9%	196
Hazardous Traffic	Ticketed	8.3%	211
Hazardous Traffic	Warned (Written)	53.3%	2128
Investigation	Arrested	0.3%	10
Investigation	Released	1.9%	77
Investigation	Ticketed	0.1%	3
Investigation	Warned (Written)	0.7%	29
Non-Hazardous Traffic	Arrested	0.7%	28
Non-Hazardous Traffic	Released	3.0%	121
Non-Hazardous Traffic	Ticketed	4.4%	177
Non-Hazardous Traffic	Warned (Written)	24.4%	975
		100.0%	3989

#12,615

Delores Shelton, CIO, CCT  
Hunt County Treasurer  
  
FY 11: Monthly Report, December 2012

FILED FOR RECORD  
at 2:00 o'clock P M  
JAN 22 2013  
JENNIFER LINDENZWEIG  
County Clerk, Hunt County, Tex.  
By *[Signature]*

The Treasurers' Monthly Report includes money received and disbursed as well as funds invested and debt due by Hunt County. The Treasurer's Books and the Auditor's General Ledger agree. The Bank Statements have been reconciled and approved by the County Auditor.

This affidavit must state the amount of cash and other assets that are in the custody of the county treasurer at the time of the examination. (LGC 114.026) **Month End Balance: \$11,413,970.32**

Therefore, Delores Shelton, County Treasurer of Hunt County, Texas, who being fully sworn, upon oath says that the within and foregoing report is true and correct to the best of her knowledge.

This report will be filed with accompanying reports this 22 day of January, 2013.

*[Signature: Delores Shelton]*  
Delores Shelton, Hunt County Treasurer

Commissioners' Court having compared and examined the Treasurer's Report as presented and subject to independent auditor's review, certify the report to be correct and therefore request it be filed with the official minutes of this meeting, LGC 114.026(c)

*[Signature: John L. Horn]*  
John L. Horn, Hunt County Judge

*[Signature: Eric Evans]*  
Eric Evans, Pct #1

*[Signature: Jay Atkins]*  
Jay Atkins, Commissioner, Pct 2

*[Signature: Phillip Martin]*  
Phillip Martin, Commissioner, Pct #3

*[Signature: Jim Latham]*  
Jim Latham, Pct 4

**Hunt County Treasurer  
Monthly Report December 2012**

Hunt County Funds	Beginning Balance	Money Received	Money Disbursed	Transfer In/Out Investment	Month End Balance
<b>10-GENERAL</b>	272,156.48	4,426,788.81	-2,149,593.81	300,000.00	<b>2,849,351.48</b>
10-Chase Investment	3,525,234.88	448.06	0.00		<b>3,525,682.94</b>
10-TexPool Investment	145,941.40	18.68	0.00	0.00	<b>145,960.08</b>
10-TexStar Investment	516,569.14	38.91	0.00	-300,000.00	<b>216,608.05</b>
10-InWood Nat'l Bank CD	544,384.05	335.58	0.00	0.00	<b>544,719.63</b>
10-TexPool Investment, Jail	580,964.24	74.31	0.00	0.00	<b>581,038.55</b>
<b>10-General Fund Totals:</b>	<b>5,585,250.19</b>	<b>4,427,704.35</b>	<b>-2,149,593.81</b>	<b>0.00</b>	<b>7,863,360.73</b>
<b>20-Law Library</b>	14,522.53	3,497.00	-4,959.58		<b>13,059.95</b>
<b>21-R&amp;B #1</b>	9,927.57	200,685.47	-79,169.46		<b>131,443.58</b>
21-R&B #1, TexPool Invest.	147,514.98	18.87	0.00		<b>147,533.85</b>
<b>21-R&amp;B #1 Fund Totals:</b>	<b>157,442.55</b>	<b>200,704.34</b>	<b>-79,169.46</b>	<b>0.00</b>	<b>278,977.43</b>
<b>22-R&amp;B #2</b>	3,589.24	211,021.69	-94,181.88	22,000.00	<b>142,429.05</b>
22-R&B #2, TexPool Invest.	155,637.65	17.65	0.00	-22,000.00	<b>133,655.30</b>
<b>22-R&amp;B #2 Fund Totals:</b>	<b>159,226.89</b>	<b>211,039.34</b>	<b>-94,181.88</b>	<b>0.00</b>	<b>276,084.35</b>
<b>23-R&amp;B #3</b>	-363.57	192,895.41	-80,003.28	30,000.00	<b>142,528.56</b>
23-R&B #3, TexPool Invest	189,810.81	21.27	0.00	-30,000.00	<b>159,832.08</b>
<b>23-R&amp;B #3 Fund Totals:</b>	<b>189,447.24</b>	<b>192,916.68</b>	<b>-80,003.28</b>	<b>0.00</b>	<b>302,360.64</b>
<b>24-R&amp;B #4</b>	4,511.48	207,269.22	-90,176.84	25,000.00	<b>146,603.86</b>
24-R&B #4, TexPool Invest	93,073.34	9.40	0.00	-25,000.00	<b>68,082.74</b>
<b>24-R&amp;B #4 Fund Totals:</b>	<b>97,584.82</b>	<b>207,278.62</b>	<b>-90,176.84</b>	<b>0.00</b>	<b>214,686.60</b>
<b>25-Health Private</b>	56,105.60	1,624.00	-2,338.72		<b>55,390.88</b>
<b>26-State Health Services</b>	-92,071.50	11,024.65	-34,392.16		<b>-115,439.01</b>
<b>27-Hunt County Grants</b>	18,498.50	4,195.24	-9,537.46		<b>13,156.28</b>
<b>68-JP, DDC Fee Fund</b>	128,551.31	1,208.60	0.00		<b>129,759.91</b>
<b>71-DC Record Management</b>	10,621.92	537.00	-1,606.81		<b>9,552.11</b>
<b>70-Voter Admin 19</b>	-1,487.00	1,637.00	-150.00		<b>0.00</b>
<b>74-Elections Special</b>	38,066.88	807.13	0.00		<b>38,874.01</b>
<b>75-CA-DWI</b>	3,730.64	203.33	0.00		<b>3,933.97</b>
<b>81-CC Rec Mgt Preservation</b>	89,595.51	9,086.52	-3,745.96	0.00	<b>94,936.07</b>
81-CC Rec Mgt Pr. TexPool	55,318.51	7.09	0.00	0.00	<b>55,325.60</b>
<b>81-CC RMP Fund Totals:</b>	<b>144,914.02</b>	<b>9,093.61</b>	<b>-3,745.96</b>	<b>0.00</b>	<b>150,261.67</b>
<b>82-Courthouse Security</b>	50,402.50	2,121.31	-2,531.76		<b>49,992.05</b>
<b>83-Justice Court Sec.</b>	420,293.81	2,295.28	-1,091.73		<b>421,497.36</b>



**Hunt County Treasurer  
Monthly Report December 2012**

Hunt County Funds	Beginning Balance	Money Received	Money Disbursed	Transfer In/Out Investment	Month End Balance
84-District Clerk Archive	21,214.00	490.00	0.00		21,704.00
85-Co & District Court Techn	5,563.42	166.38	0.00		5,729.80
86-County Record Preserval	38,983.46	1,010.00	0.00		39,993.46
87-Justice Court Technolog	178,196.49	2,281.31	-645.98		179,831.82
88-County Clerk Archive	66,115.56	6,300.00	0.00		72,415.56
89-County Record Mgt Pres	37,340.14	1,820.61	-9,848.21		29,312.54
91-LEOSE	19,999.83	0.00	0.00		19,999.83
95-Juv Prob. Center Fund	359,651.71	100,723.41	-90,681.16		369,693.96
96-Juv Prob "A-Z" Grant	91,247.93	51,283.76	-58,451.85		84,079.84
97-Juv Prob Title IV E Fund	2,223.27	1.40	-155.16		2,069.51
97-Juv Prob Title IV Texpool	17,772.56	2.26	0.00		17,774.82
<b>97-Juv Prob Fund Totals:</b>	<b>19,995.83</b>	<b>3.66</b>	<b>-155.16</b>		<b>19,844.33</b>
<b>50-Debt Service (I&amp;S)</b>	<b>315,050.96</b>	<b>211,433.46</b>	<b>-6,842.80</b>	<b>0.00</b>	<b>519,641.62</b>
<b>50-Debt Service TexPool Inv</b>	<b>282,220.39</b>	<b>36.07</b>	<b>0.00</b>	<b>0.00</b>	<b>282,256.46</b>
<b>50-Debt Service Fund Totals</b>	<b>597,271.35</b>	<b>211,469.53</b>	<b>-6,842.80</b>		<b>801,898.08</b>
<b>61-Right of Way</b>	<b>253.95</b>	<b>0.00</b>	<b>0.00</b>		<b>253.95</b>
<b>61-Right of Way, TexPool Inv</b>	<b>63,696.08</b>	<b>8.14</b>	<b>0.00</b>	<b>0.00</b>	<b>63,704.22</b>
<b>61-Right of Way Fund Totals:</b>	<b>63,950.03</b>	<b>8.14</b>	<b>0.00</b>		<b>63,958.17</b>
<b>Total of Funds:</b>	<b>8,480,630.65</b>	<b>5,653,444.28</b>	<b>-2,720,104.61</b>	<b>0.00</b>	<b>11,413,970.32</b>

**HUNT COUNTY DEBT**

	Mo. Beginning	Payment	Balance Due	Pay Off Date
2005 Refunding Bond	6,805,000.00	0.00	6,805,000.00	09/30/2019
Reserve Compter Upgrade '08	28,123.26	-2,529.96	25,593.30	09/15/2013
Liability Comp Absence	317,191.83	0.00	317,191.83	
Phase II-Johnson Controls	140,930.13	0.00	140,930.13	05/14/2014
<b>Totals:</b>	<b>7,291,245.22</b>	<b>-2,529.96</b>	<b>7,288,715.26</b>	

Debt balance does not reflect interest due for balance of debt.

Monthly Interest Rates:

			TexPool	Tex Star	Chase	InWood-CD
<b>2012</b>						
January			0.0875%	0.0902%	0.1500%	1.0000%
February			0.0903%	0.0986%	0.1500%	1.0000%
March			0.1150%	0.1148%	0.1500%	1.0000%
April			0.1110%	0.1098%	0.1500%	1.0000%
May			0.1246%	0.1273%		
June			0.1395%	0.1379%	0.1500%	1.0000%
July			0.1316%	0.1359%	0.1500%	1.0000%
August			0.1313%	0.1326%	0.1500%	1.0000%
September			0.1572%	0.1574%	0.1500%	1.0000%
October			0.1657%	0.1746%	0.1500%	0.7500%
November			0.1564%	0.1720%	0.1500%	0.7500%
December			0.1506%	0.1647%	0.1500%	0.7500%
Average Rate:			0.1301%	0.1347%	0.1500%	0.9318%

Monthly Interest Rates:

			TexPool	Tex Star	Chase	InWood-CD
<b>2011</b>						
January			0.1587%	0.1637%	0.2200%	1.6500%
February			0.1470%	0.1476%	0.2100%	1.6500%
March			0.1461%	0.1408%	0.2000%	1.6500%
April			0.1122%	0.1108%	0.2000%	1.6500%
May			0.0838%	0.0863%	0.2000%	1.6500%
June			0.0793%	0.0889%	0.2000%	1.6500%
July			0.0665%	0.0746%	0.2000%	1.6500%
August			0.0851%	0.0940%	0.2000%	1.6500%
September			0.0929%	0.0906%	0.1700%	1.6500%
October			0.0839%	0.0807%	0.1700%	1.6500%
November			0.1080%	0.0973%	0.1700%	1.0000%
December			0.8100%	0.0182%	0.1700%	1.0000%
Average Rate:			0.1645%	0.0995%	0.1925%	1.5417%

Quarterly Investment Report  
October - December 2012

#12,616

FILED FOR RECORD  
at 2:02 o'clock P M  
JAN 22 2013  
JENNIFER LINDENZWEIG  
County Clerk, Hunt County, Tex.  
By [Signature]

FUND	BEG. BALANCE	DEPOSITS	WITHDRAWALS	INTEREST	QTR ENDING INVESTMENT BALANCE
<b>TEX POOL ACCOUNTS</b>					
General Operating	\$145,902.09	\$0.00	\$0.00	\$57.99	\$145,960.08
R & B 1	\$212,466.53	\$0.00	(\$65,000.00)	\$67.32	\$147,533.85
R & B 2	\$305,577.04	\$0.00	(\$172,000.00)	\$78.26	\$133,655.30
R & B 3	\$327,738.31	\$0.00	(\$168,000.00)	\$93.77	\$159,832.08
R & B 4	\$146,039.29	\$0.00	(\$78,000.00)	\$43.45	\$68,082.74
DEBT SERVICE	\$282,144.44	\$0.00	\$0.00	\$112.02	\$282,256.46
R.O.W	\$63,678.92	\$0.00	\$0.00	\$25.30	\$63,704.22
REC. MGT-CC	\$55,303.63	\$0.00	\$0.00	\$21.97	\$55,325.60
Juvenile Probation	\$17,767.78	\$0.00	\$0.00	\$7.04	\$17,774.82
Jail Lawsuite Settlement Fund	\$580,807.86	\$0.00	\$0.00	\$230.69	\$581,038.55
TOTAL TEXPOOL	\$2,137,425.89	\$0.00	(\$483,000.00)	\$737.81	\$1,655,163.70
TexStar-G.O.	\$616,406.34	\$0.00	(\$400,000.00)	\$201.71	\$216,608.05
CHASE GENERL INV	\$5,024,185.11	\$0.00	(\$1,500,000.00)	\$1,497.83	\$3,525,682.94
Inwood C.D.-G.O.	\$543,591.94	\$0.00	\$0.00	\$1,127.69	\$544,719.63
TOTAL INVESTMENT	\$8,321,609.28	\$0.00	(\$2,383,000.00)	\$3,565.04	\$5,942,174.32

Prepared by: *Delores Shelton*  
Delores Shelton  
Hunt County Treasurer  
Prepared: 01/15/2013

Quarterly Investment Report  
 October - December 2012

Investment All Funds	Quarter Balance
TexPool Investment	\$1,655,163.70
TexStar Investment	\$216,608.05
Chase Money Market Fund	\$3,525,682.94
Inwood National Bank C.D.	\$544,719.63
<b>Total Investments:</b>	<b>\$5,942,174.32</b>

**Total General Operating Investments:** **\$6,330,085.48**

(Does not include R&B, Debt Service, ROW, CCRM, Juv Prob, Jail)

# 12, 618  
INTERLOCAL AGREEMENT  
FOR  
COOPERATIVE PURCHASING  
FOR  
ACTUARIAL SHARED SERVICES

ORIGINAL

FILED FOR RECORD  
at 9:30 o'clock A M

FEB 28 2013

JENNIFER LINDENZWEIG  
County Clerk, Hunt County, Tex.  
By *Jennifer Lindenzweig*

THIS INTERLOCAL AGREEMENT ("Agreement"), made and entered into pursuant to the Texas Interlocal Cooperation Act, Chapter 791, Texas Government Code (the "Act"), by and between the North Central Texas Council of Governments, hereinafter referred to as "NCTCOG," having its principal place of business at 616 Six Flags Drive, Arlington, Texas 76011, and HUNT COUNTY, TX, a local government, created and operated to provide one or more governmental functions and services, hereinafter referred to as "Participant," having its principal place of business at 2507 Lee Street, Greenville, TX.

WITNESSETH

**WHEREAS**, NCTCOG is a regional planning commission and political subdivision of the State of Texas operating under Chapter 391, Texas Local Government Code; and

**WHEREAS**, pursuant to the Act, NCTCOG is authorized to contract with eligible entities to perform governmental functions and services, including the development of a standard approach for acquiring actuarial services; and

**WHEREAS**, in reliance on such authority, NCTCOG has a cooperative purchasing program under which it contracts with eligible entities under the Act; and

**WHEREAS**, NCTCOG extended the original agreement with Gabriel, Roeder, Smith and Company to provide such services to until September 30, 2014; and

**WHEREAS**, the Participant has represented that it is an eligible entity under the Act that by Administrative Action has authorized this Agreement on January 22, 2013, and that it desires to contract with NCTCOG on the terms set forth below;

**NOW, THEREFORE**, NCTCOG and the PARTICIPANT do hereby agree as follows:

**ARTICLE 1: LEGAL AUTHORITY**

The Participant represents and warrants to NCTCOG that (1) it is eligible to contract with NCTCOG under the Act because it's a local government, as defined in the Act, and (2) it possesses adequate legal authority to enter into this Agreement.

**ARTICLE 2: APPLICABLE LAWS**

NCTCOG and the Participant agree to conduct all activities under this Agreement in accordance with all applicable rules, regulations, and ordinances and laws in effect or promulgated during the term of this Agreement.

**ARTICLE 3: WHOLE AGREEMENT**

This Agreement and any attachments, as provided herein, constitute the complete contract between the parties hereto, and supersede any and all oral and written agreements between the parties relating to matters herein.

**ARTICLE 4: BILLINGS**

Billings will be generated for the Actuarial Shared Services through Gabriel Roeder Smith & Company based upon Administrative Fee of \$125 per valuation cycle (effective October 1, 2012). Each party paying for the performance of said functions of government shall make those payments from current revenues available to the paying party.

**ARTICLE 5: CHANGES AND AMENDMENTS**

This Agreement may be amended only by a written amendment executed by both parties, except that any alterations, additions, or deletions to the terms of this Agreement which are required by changes in Federal and State law or regulations are automatically incorporated into this Agreement without written amendment hereto, and shall become effective on the date designated by such law or regulation.

NCTCOG reserves the right to make changes in the scope of services offered through the Cooperative Purchasing Program to be performed hereunder.

THIS INSTRUMENT HAS BEEN EXECUTED IN TWO ORIGINALS BY THE PARTIES HERETO AS FOLLOWS:

*\*Denotes required fields*

NOTE: Facsimile copies of this document shall not be acceptable as ORIGINALS.

Interstate v1 rev. 10/05

\*HUNT COUNTY, TX

P.O. Box 1097

Greenville, TX 75403

  
Signature of Authorized Official

John L. Horn

County Judge

Date 2-10-2013

*North Central Texas Council of Governments*  
616 Six Flags Drive, Arlington, Texas 76011

*\*By:* 

Signature of Authorized Official

*\*Monte Mercer*

Typed Name of Authorized Official

*\*Deputy Executive Director*

Typed Title of Authorized Official

2/20/13  
Date

#12,622(3)  
 FILED FOR RECORD  
 at 1:08 o'clock P.M.

JAN 31 2013

SEAN HAMILTON  
 COUNTY CLERK  
 HUNT COUNTY, TEXAS

**HUNT COUNTY TABULATION**  
 Proposal #097-13  
 Third Party Financing of Heavy Equipment for Hunt County Precinct 2  
 January 18, 2013

Financed for 20 months	Financial Institution						
	Alliance Bank	BB&T	Bancorp South Equip Finance	Commerce Bank	Cypress Bank	Guaranty Bond Bank	JPMorgan Chase Bank, N.A.
Amount quoted to Finance	\$48,000.00	\$48,000.00	\$48,000.00	\$50,000.00	\$50,000.00	\$50,000.00	\$48,000.00
Annual Interest Rate	1.75%	1.36%	1.58%	3.25%	1.50%	2.50%	4.17%
Monthly Payment	\$2,437.10	\$2,427.10	\$2,433.32	\$2,567.07	\$2,533.30	\$2,558.00	\$2,525.76
Total Interest Paid	\$742.00	\$542.00	\$666.36	\$1,341.40	\$666.00	\$1,100.00	
Total Repaid	\$48,742.00	\$48,542.00	\$48,666.36	\$51,341.40	\$50,666.00	\$51,150.00	
Administrative Costs	None	None	None	None	None	None	None
Document Fees	None	None	None	None	\$100.00	\$50.00	None
Penalty for early payoff	None	Yes	None	Yes	None	None	None
The Purchasing Department & Hunt County Auditor Jimmy Hamilton recommend award to BB&T							

STATE OF TEXAS §  
§  
COUNTY OF HUNT §

FILED FOR RECORD  
at 2:00 o'clock  
JAN 22 2013  
JENNIFER LINDENZWEIG  
County Clerk, Hunt County, TX  
By: [Signature]

RESOLUTION # 12,623

**A NON-BINDING RESOLUTION SUPPORTING THE  
DEVELOPMENT AND POSSIBLE CONSTRUCTION OF A  
PRIVATELY OWNED TOLL ROAD EXTENDING FROM LAVON  
TO GREENVILLE, TEXAS AND POSSIBLE POINTS BEYOND**

*WHEREAS*, the Northeast Texas Rural Rail Transportation District (“NETEX”) owns and controls eighty-eight miles of former Cotton Belt rail right-of-way between Wylie and Mount Pleasant, Texas and;

*WHEREAS*, the only major limited access roadway entering the Dallas-Fort Worth Metroplex from the northeast is IH-30, which is highly congested and in need of costly improvements and has limited funding capacity, and;


*WHEREAS*, the NETEX rail corridor between SH 78 in Lavon and Simtrott in or near Hunt County is generally one-hundred feet in width with the rails removed and salvaged prior to the acquisition by NETEX, and;

*WHEREAS*, NETEX has engaged in a ground lease agreement for their right-of-way from Lavon to Greenville with the Cotton Belt Turnpike, LP for the purposes of potentially constructing a privately owned toll road, and;

*WHEREAS*, the NETEX Board will receive an annual ground lease payment based upon gross toll revenues which will provide a new source of income which could be used to further develop and/or improve rail in the corridor, and;

*WHEREAS*, improvements to the rail corridor, including a new high-speed, limited-access roadway will provide needed access and economic development opportunities to eastern Collin County, western Hunt County and points beyond;


**NOW, THEREFORE, IT IS HEREBY RESOLVED** that the Commissioners Court of Hunt County, Texas supports the further review of potential design, and possible

Attest:  
  
County Clerk



construction of a privately owned toll road on the ground leased NETEX right-of-way, and urges the Regional Transportation Council to include the proposed roadway on the Metropolitan Transportation Plan.

**ADOPTED** this 22<sup>nd</sup> day of **January, 2013.**




Judge Horn




Commissioner Evans



Commissioner Atkins




Commissioner Martin



Commissioner Latham



Attest:



County Clerk